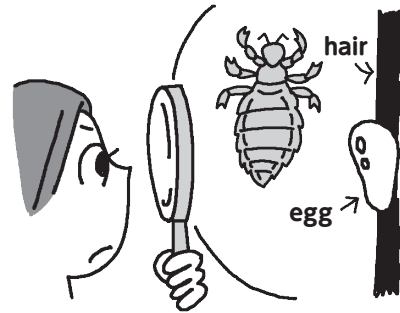



+ Notice about Head Lice

Early detection of head lice is important. Head lice eggs can be identified as white specks. Head lice lay several eggs each day, which hatch and grow into larvae to adults, rapidly increasing. Therefore, check your child's hair daily, detect them early, and treat and remove them immediately to prevent further spread.

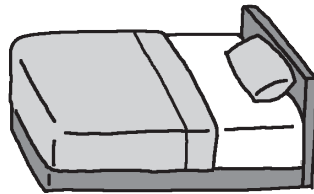


How do head lice spread?


➔ Through sharing items like scarves, hats, hair ties, combs, brushes, and clothing.



➔ By sharing bedding items such as pillowcases, sheets, beds, and blankets.



➔ Through hair and head contact during group naps and playtime activities.



➔ By contact with the backrests on buses and trains.



➔ Through close face-to-face contact during activities like playing games.



➔ By head-to-head contact during activities like sumo wrestling or similar play.



How to prevent head lice:

➔ Do not share hats, hair ties, scarves, combs, and clothing.



➔ Air out and beat the bedding well. Wash pillowcases and sheets frequently.



➔ Shampoo hair daily and dry it well with a hair dryer.




➔ Comb hair well every day.



➔ Wear a cap when entering the pool.



➔ Check your child's hair daily.




POINT!

For infected clothes, towels, and sheets, soak them in hot water (above 60° C) for at least 5 minutes before washing. This kills both adult lice and eggs.



60° C or higher

In winter, be cautious as bath temperatures can drop easily.



More than 5 minutes



Ironing infected clothes is also effective.



If head lice are found, use lice removal medication and a fine-toothed comb to remove them.



Head lice can spread among family members. It's important to treat all family members simultaneously.